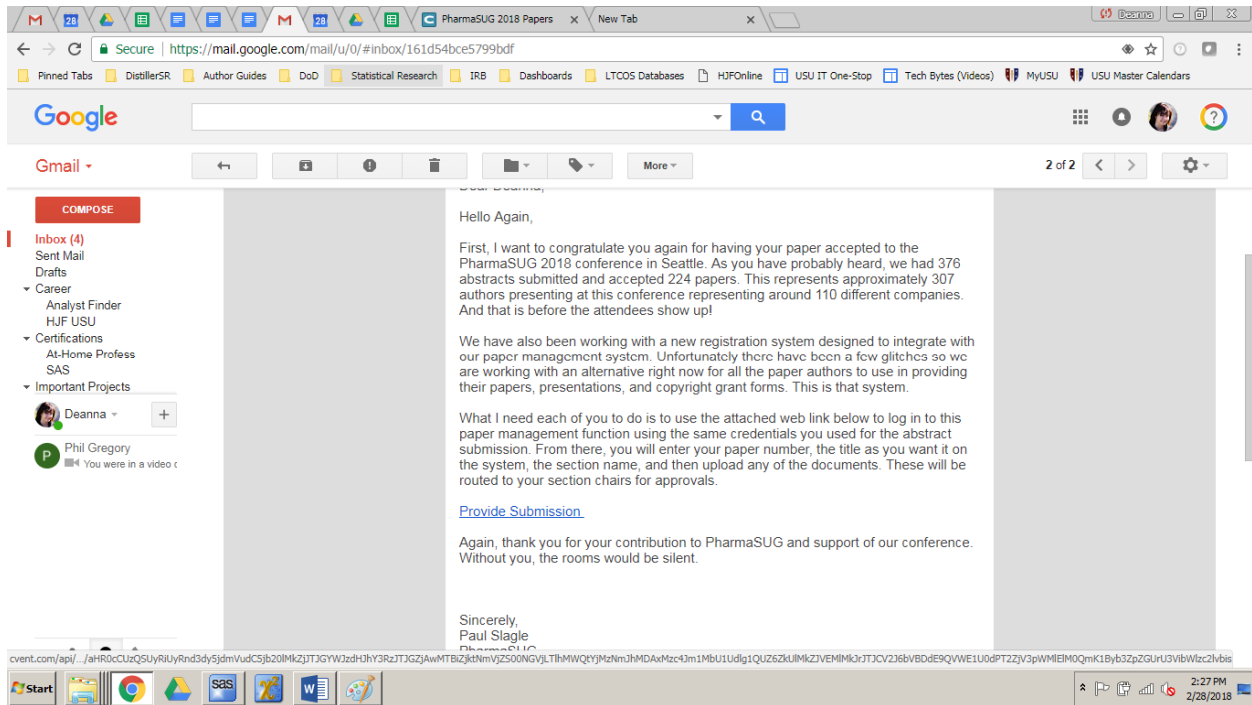


PharmaSUG 2018: Paper Upload for Authors

1. Click "Provide Submission" from your email from the Academic Chair or use this link:

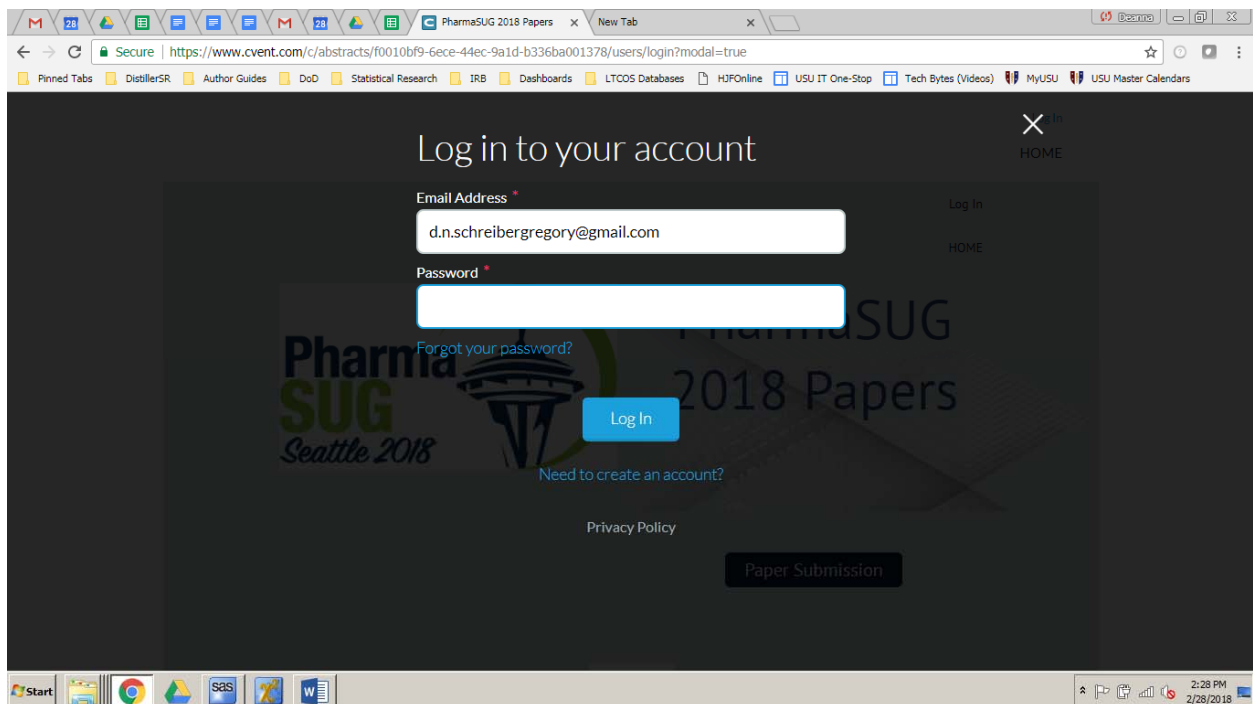
<http://www.cvent.com/api/email/dispatch/v1/click/ky4q9rbriqcl4w/v85wvj4z/aHR0cCUzQSUyRiUyRnd3dy5jdmVudC5jb20lMkZjJTJGYWJzdHJhY3RzJTJGZjAwMTBiZjktNmVjZS00NGVjLTlhMWQyYjMzMmJhMDAxMzc4Jm1MbU1UdG1QUZ6ZkUIMkZJVEIMkZjJCV2J6bVBBDdE9QVWE1U0dPT2ZjV3pWMIEIM0QmK1Byb3ZpZGUrU3VibWlzc2lvbis>



2. Click the “Paper Submission” button on the new page.



3. It does not matter if you have used PharmaSUG systems in the past or that your abstract was already accepted. You will need to create a new account. Therefore, click “Need to create an account?”



4. Fill out the required information.

The screenshot shows a web browser window with the URL <https://www.cvent.com/c/abstracts/f0010bf9-6ece-44ec-9a1d-b336ba001378/users/create?modal=true>. The page title is "Create your new account". The form fields are filled with the following information:

- First Name: Deanna
- Last Name: Schreiber-Gregory
- Email Address: d.n.schreibergregory@gmail.com
- Password: (masked with dots)
- Confirm Password: (masked with dots)

Below the password field, there is a section titled "Password must contain:" with four checkboxes, all of which are checked:

- At least 1 letter
- At least 1 number
- 8 to 20 characters
- No spaces

The background of the page features the PharmaSUG logo and the text "Seattle 2018". The browser's taskbar at the bottom shows various application icons and the system clock indicating 2:29 PM on 2/28/2018.

5. Click "Create".

This screenshot shows the same "Create your new account" form as the previous one, but with the "Create" button highlighted in blue. The form fields remain the same:

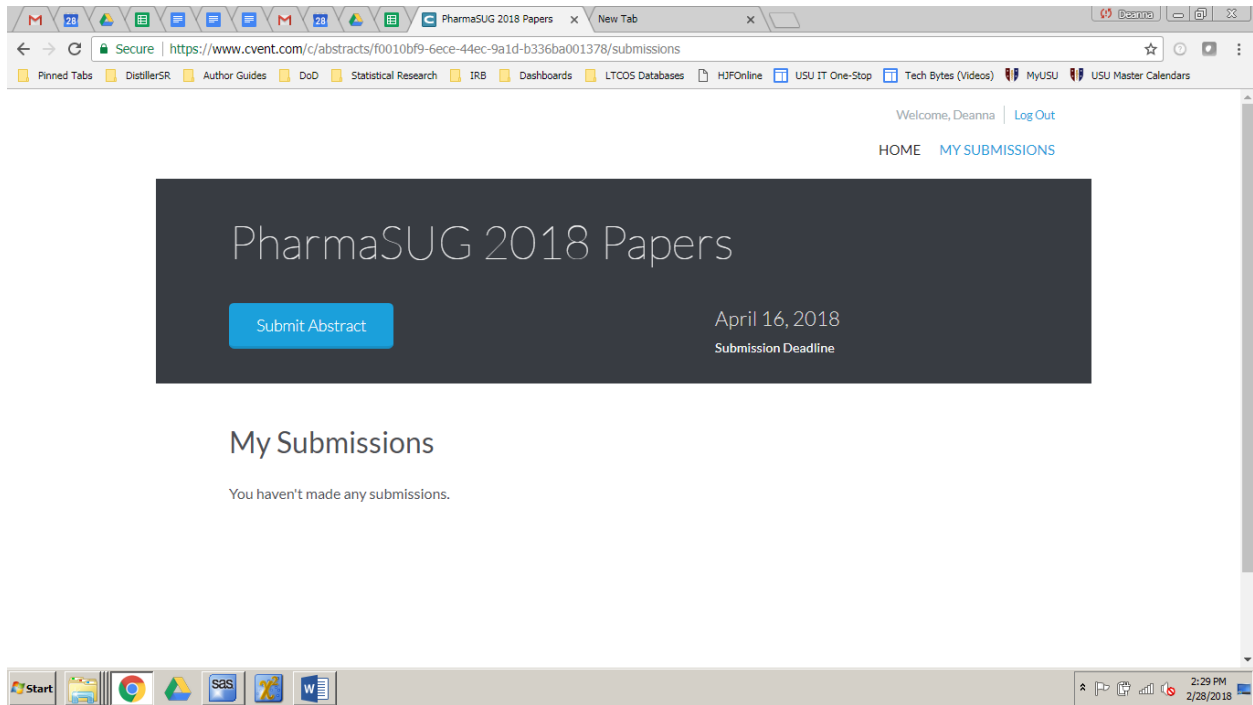
- Last Name: Schreiber-Gregory
- Email Address: d.n.schreibergregory@gmail.com
- Password: (masked with dots)
- Confirm Password: (masked with dots)

The password requirements section is also visible, showing all four criteria checked:

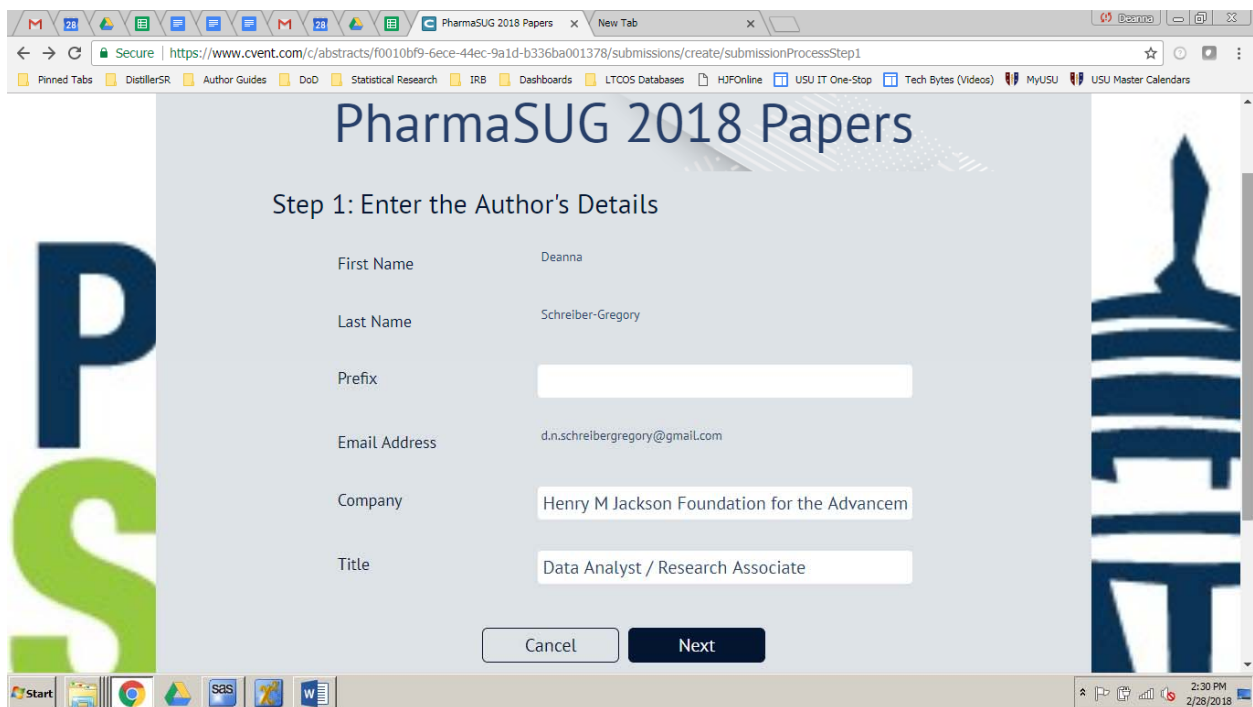
- At least 1 letter
- At least 1 number
- 8 to 20 characters
- No spaces

At the bottom of the form, there are two buttons: "Create" (highlighted in blue) and "Cancel". A "Privacy Policy" link is also visible at the bottom of the page. The browser's taskbar at the bottom shows the same application icons and system clock as the previous screenshot.

6. Your account is created! Now click “Submit Abstract”.



7. Some fields will already be filled in so continue filling in the rest of the fields and click “Next”.



8. Refer to the email you received from your Section Chairs which should include the paper title and number that they have on file. DO NOT make changes to these without prior consent from your Section Chairs.

PharmaSUG 2018 Papers

Step 2: Enter Your Submission's Details

* Submission Title

* PharmaSUG Paper Number (XX-##)

Section accepted in

Select the section your paper was accepted in. This will speed up getting your paper, presentation, and copyright grant to the proper reviewers.

For your Papers, Presentation, and Copyright Grant, please upload each document separately to the Upload File location.

Be sure that the papers uploaded are in the format of:

- Paper: XX_## Paper Title.PDF
- Presentation: XX_## Paper Title.PPT
- Copyright: XX_## Copyright.PDF

9. Fill in the sections with the information provided by your Section Chairs and designate the section that accepted your presentation.

PharmaSUG 2018 Papers

Step 2: Enter Your Submission's Details

* Submission Title

* PharmaSUG Paper Number (XX-##)

Section accepted in

Select the section your paper was accepted in. This will speed up getting your paper, presentation, and copyright grant to the proper reviewers.

For your Papers, Presentation, and Copyright Grant, please upload each document separately to the Upload File location.

Be sure that the papers uploaded are in the format of:

- Paper: XX_## Paper Title.PDF
- Presentation: XX_## Paper Title.PPT
- Copyright: XX_## Copyright.PDF

10. Choose your files to upload (make sure they are appropriately named).

The screenshot shows a web browser window with the URL <https://www.cvent.com/c/abstracts/f0010bf9-6ece-44ec-9a1d-b336ba001378/submissions/create/submissionProcessStep2>. The page is titled "Advanced Analytics" and contains instructions for uploading files. It lists accepted file formats: Word, Excel, TXT, PDF, JPG, PNG, PPT, MP4, MOV. The "File Upload" section shows three files: "AA01Copyright.pdf", "AA01MulticollinearityWhatIsItandWhatCanWeDoAboutIt.pdf", and "AA01MulticollinearityWhatIsItandWhatCanWeDoAboutIt.pdf". There is an "Upload File" button and "Previous", "Cancel", and "Next" navigation buttons. The Windows taskbar at the bottom shows the Start button, taskbar icons for various applications, and a system tray with the date and time (2:45 PM, 2/28/2018).

Advanced Analytics

For your Papers, Presentation, and Copyright Grant, please upload each document separately to the Upload File location.

Be sure that the papers uploaded are in the format of:
Paper: XX_## Paper Title.PDF
Presentation: XX_## Paper Title.PPT
Copyright: XX_## Copyright.PDF

File Upload

AA01Copyright.pdf

AA01MulticollinearityWhatIsItandWhatCanWeDoAboutIt.pdf

AA01MulticollinearityWhatIsItandWhatCanWeDoAboutIt.pdf

Upload File

Accepted File Formats: Word, Excel, TXT, PDF, JPG, PNG, PPT, MP4, MOV

Previous Cancel Next

11. Review your information, edit as necessary, and click "Submit".

The screenshot shows the "Submission Details" page in the Cvent submission process. It displays the submission title "Multicollinearity: What Is It and What Can We Do About It?", the PharmaSUG Paper Number "AA-01", and the section "Advanced Analytics". The "File Upload" section lists the same three files as in Step 2. There is an "Edit" button next to the submission title and "Previous", "Cancel", and "Submit" navigation buttons. The Windows taskbar at the bottom shows the Start button, taskbar icons for various applications, and a system tray with the date and time (2:46 PM, 2/28/2018).

Submission Details

Submission Title
Multicollinearity: What Is It and What Can We Do About It? Edit

PharmaSUG Paper Number (XX-##)
AA-01

Section accepted in
Advanced Analytics

File Upload
AA01Copyright.pdf

AA01MulticollinearityWhatIsItandWhatCanWeDoAboutIt.pdf

AA01MulticollinearityWhatIsItandWhatCanWeDoAboutIt.pptx

Previous Cancel Submit

12. You are done!

